



vMatrix Classroom Control Purchase Guide


Version Date: Jan-10th-2018

Content:

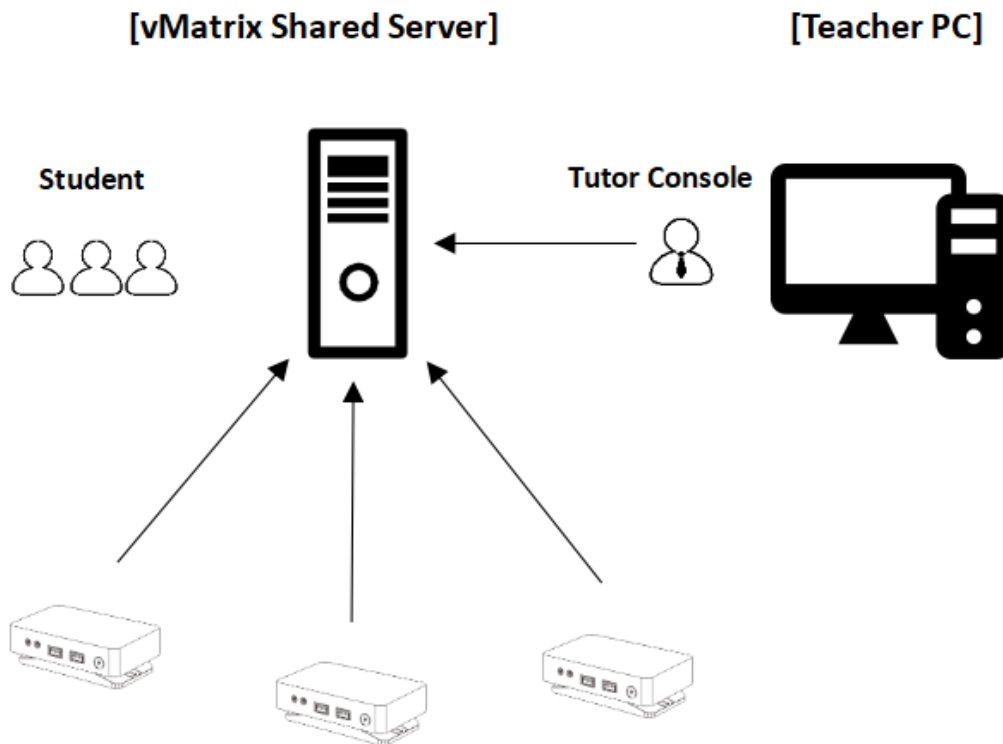
How to calculate licenses in the multi-user computing environment?.....	1 -
Scenario 1: The teacher uses a separate PC rather than the shared host.....	2 -
Scenario 2: The teacher uses an administrator account on the shared server.....	3 -
How to purchase or modify a license key?	4 -

How to calculate licenses in the multi-user computing environment?

Before purchased, vMatrix Classroom Control is offered with 30 days free trail with a limit of 40 seats. After that, A license key is required for continuing using the software. The license key is to be installed on the Tutor Console. The number of license keys is calculated according to **the numbe of Tutor Console** to be licensed and the number of licenses per license key is calculated according to **the number of user accounts to be scanned** and controlled by the Tutor Console, **plus 1** license for the teacher. When a shared server is used for multiple users, the total user accounts are often more than the number of student seats, as the teacher may not use an administrator account on the shared server but a seperate PC, and except the students' accounts, an administrator account on the shared server may be used for running the vMatrix Server Manager. Therefore, you shall purchase enough number of license according to the total user accounts used. Otherwise, some student accounts may not be shown and controlled by the Tutor Console.



Scenario 1: The teacher uses a separate PC rather than the shared host.

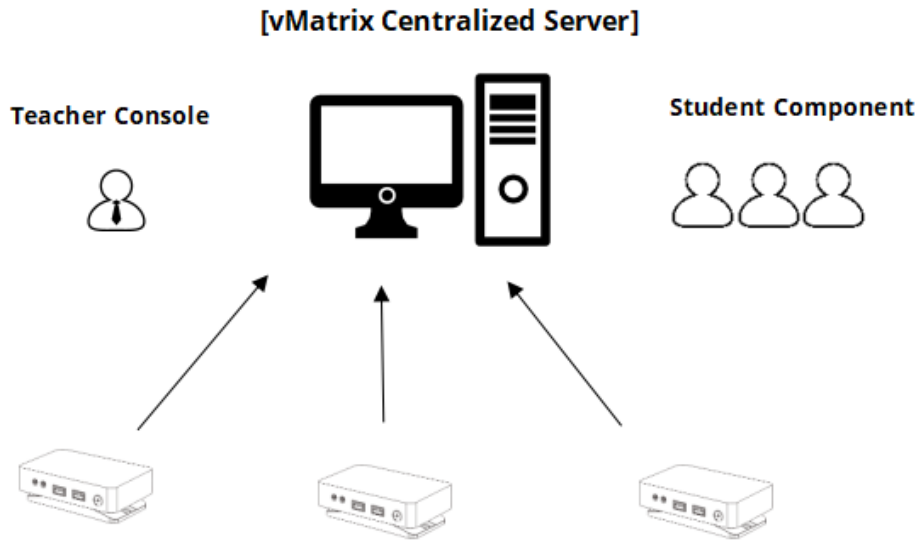


No. of licenses = No. of students accounts + 1 for the administrator account on the shared server + 1 for the teacher

Example: the number of licenses for a classroom with 30 connecting students is suggested to be 32.

Explanation: in this case, user accounts to be shown in the Tutor Console includes the student accounts and an administrator account, unless the administrator account is never signed in for using the vMatrix Server Manager.

Scenario 2: The teacher uses an administrator account on the shared server.



No. of licenses = No. of students accounts + 1 for the teacher

Example: the number of licenses for a classroom with 30 connecting students is suggested to be 31.

Explanation: in this case, only the student accounts will be shown in the Tutor Console.

Tip: a license of vMatrix Classroom Control is cheap as a few dollars. If you are not sure which scenario your classroom deployment belongs, you are recommended to purchase licenses of the **number of students plus 2**.

How to purchase or modify a license key?

Where to purchase:

vMatrix Classroom Control licenses can be purchased from your local vCloudPoint zero client device dealer. If you have not contacted any vCloudPoint dealer or are in places where vCloudPoint does not have a representative, please contact us directly with your country and city at email sales@vcloudpoint.com.

Information to provide:

- Name of Licensee: [Customer's organization name]
- Country & City: [country and city of licensee]
- Pack Size: [number of licenses]

What includes in a license key:

A license key is valid perpetually and includes 1 year free update and maintenance.

How to modify a license key:

You can change the licensee (organization name), increase the pack size (purchase additional number of licenses) of a license key or shift partial licenses from one license key to another, but you are not allowed to decrease or cancel a license key for a refund. When requesting a license key modification, please provide the information of your existing license key.